



Hydata

Instruction Manual

GAMMA

<https://www.hydata9.com>

<https://discord.gg/HnjP4YPc4Z>

DISCLAIMER

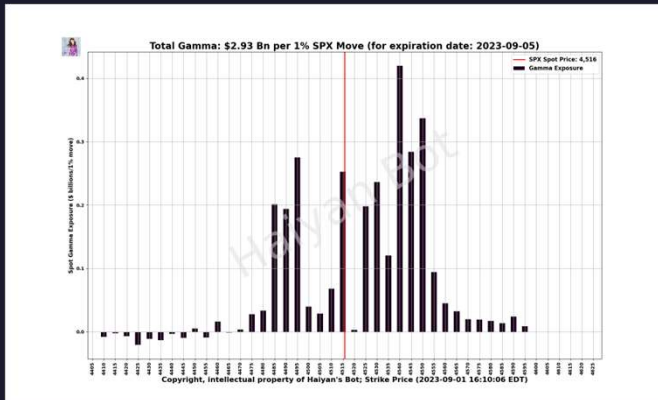
这里所有分享都不是投资建议。在做出任何投资决策之前，请进行自己的研究和尽职调查, 控制风险，做好仓位管理，为自己操作负责.



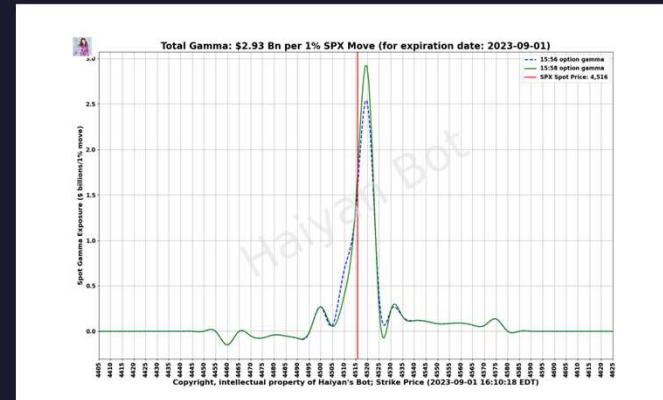
The content is for informational purposes only, you should not construe any such information or other material as legal, tax, investment, financial, or other advice. Nothing contained on this discord constitutes a solicitation, recommendation, endorsement, or offer by this discord or its creator or any third party service provider to buy or sell any securities or other financial instruments in this or in any other jurisdiction in which such solicitation or offer would be unlawful under the securities laws of such jurisdiction.

Gamma Chart

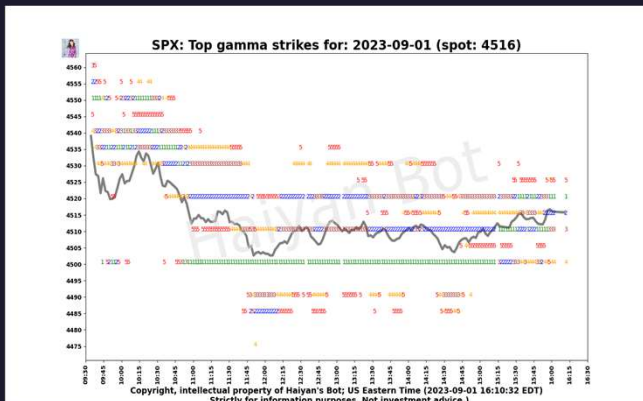
Bar chart



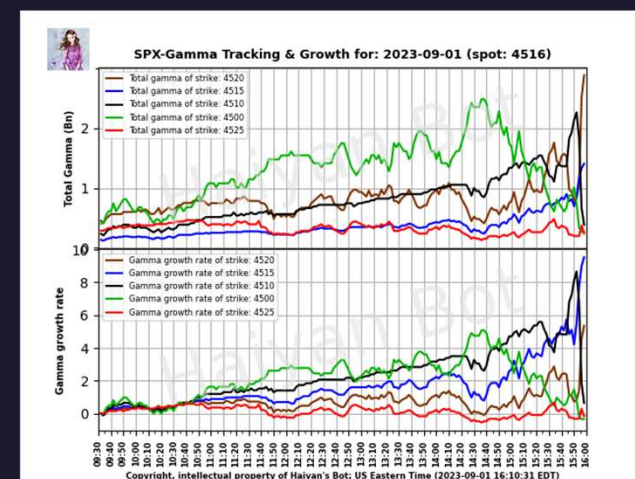
Line chart



Top Gamma tracking

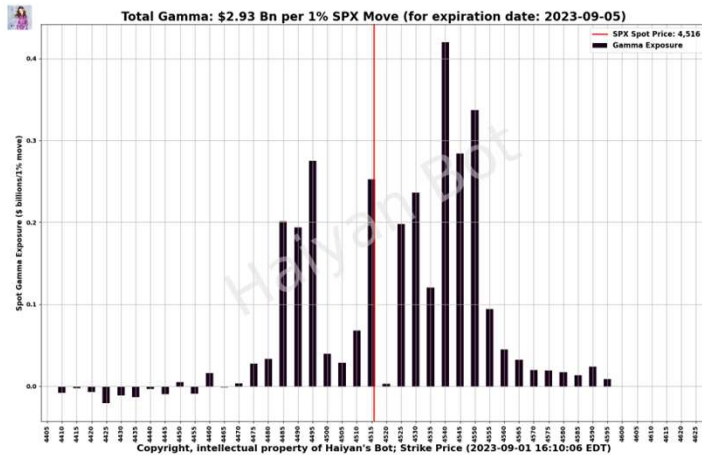


Gamma Growth tracking

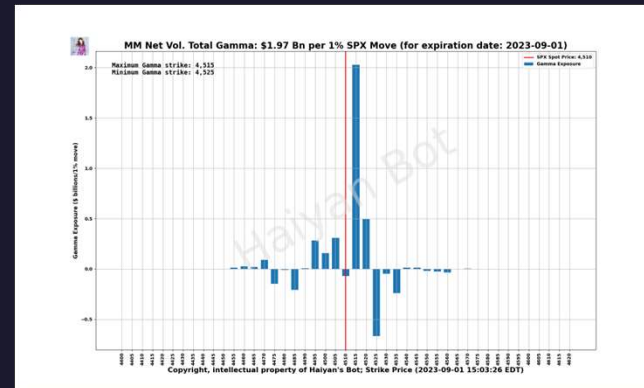


Gamma by different methods

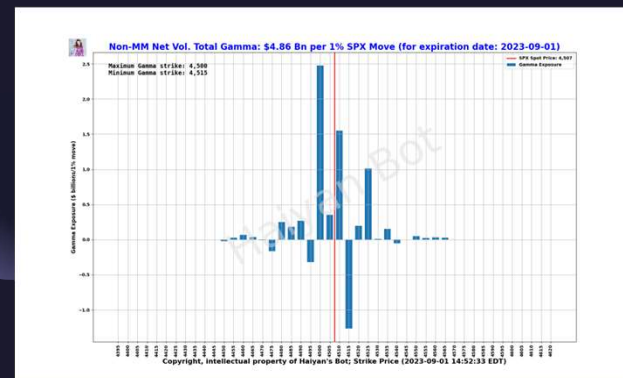
Gamma by OI



Gamma by Volume



Gamma by MM
Volume



Gamma by NMM
Volume

Gamma by OI (G1)

- This Gamma chart is using Gamma and OI. OI is only updated once a day.
- Gamma value is taken from TOS and updated every 2 mins to generate the Gamma OI chart (G1).
- 此 Gamma 图使用 Gamma 和 OI。OI 每天只更新一次。
- Gamma 值取自 TOS，每 2 分钟更新一次以生成 Gamma OI 图 (G1)。

A.

Max Gamma strike: 4490 = call gamma (+) + put gamma (-) = max gamma value

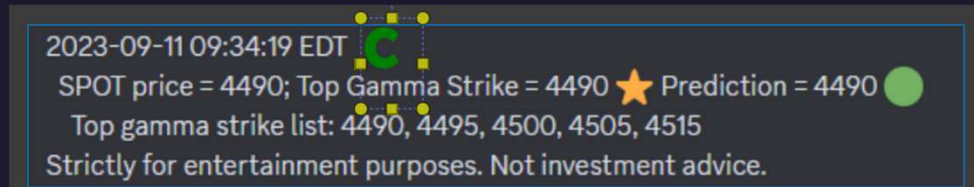
Min Gamma strike: 4450 = call gamma (+) + put gamma (-) = min gamma value

Zero Gamma strike: call gamma (+) = put gamma (-)

B.

The red line is the current SPX price (spot price)

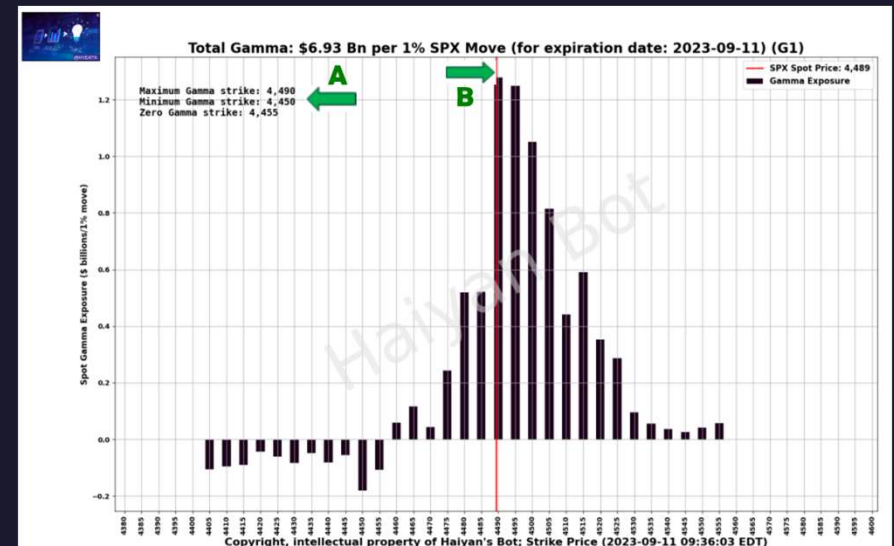
红线是当前SPX价格（现货价格）



C.

The bot calculates the Top Gamma strike and the next SPX strike prediction. Also the top 5 gamma value strike are listed in order.

该机器人计算 最高Gamma 执行价和下一个 SPX 执行价预测。前 5 个Gamma 执行价也按顺序列出。



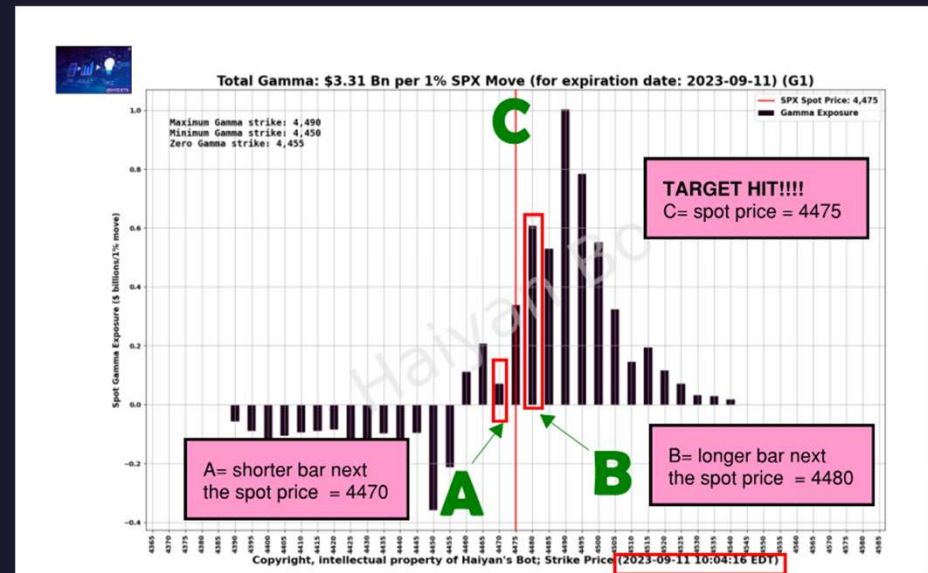
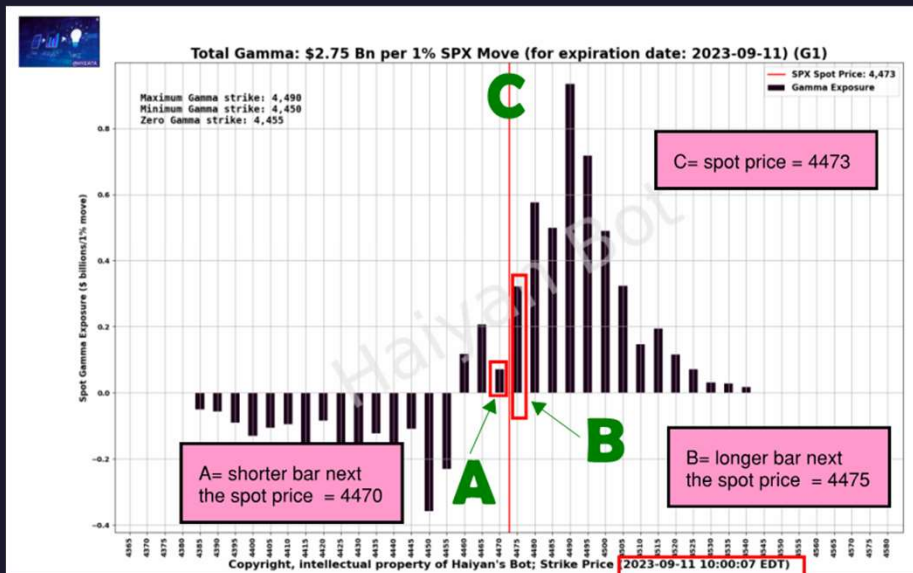
G1 - Gamma by OI

Gamma acts like magnet, it will always go towards the next longer bar.

- Left chart: time: 9-11-23 10:00 EST – B is the longer bar – SPX Target - 4475
- Right chart: Time: 9-11-23 10:04 EST TARGET HIT – SPX = 4475

Gamma 就像磁铁一样，它总是会指向下一个较长的柱子

- 左图：时间：9-11-23 10:00 EST – B 是较长的柱 – SPX 目标 – 4475
- 右图：时间：9-11-23 10:04 EST 目标命中 – SPX = 4475



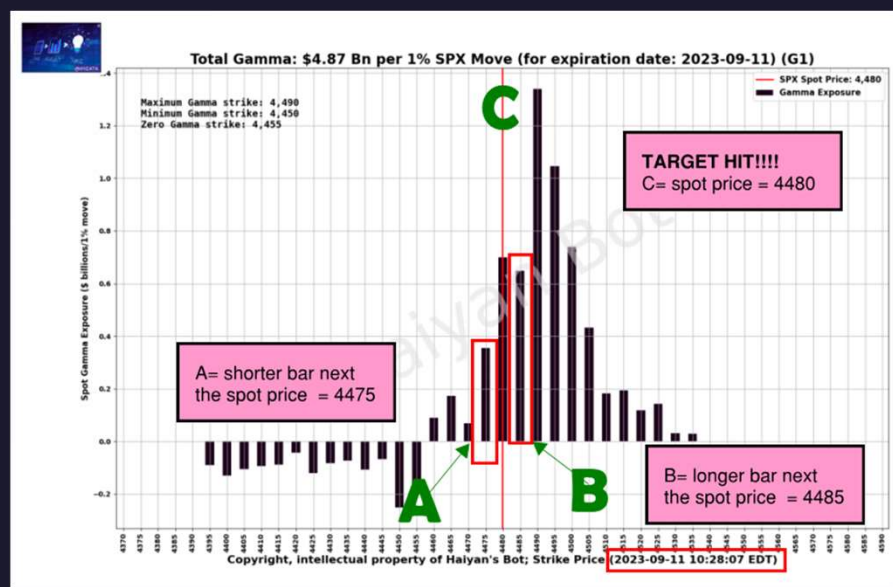
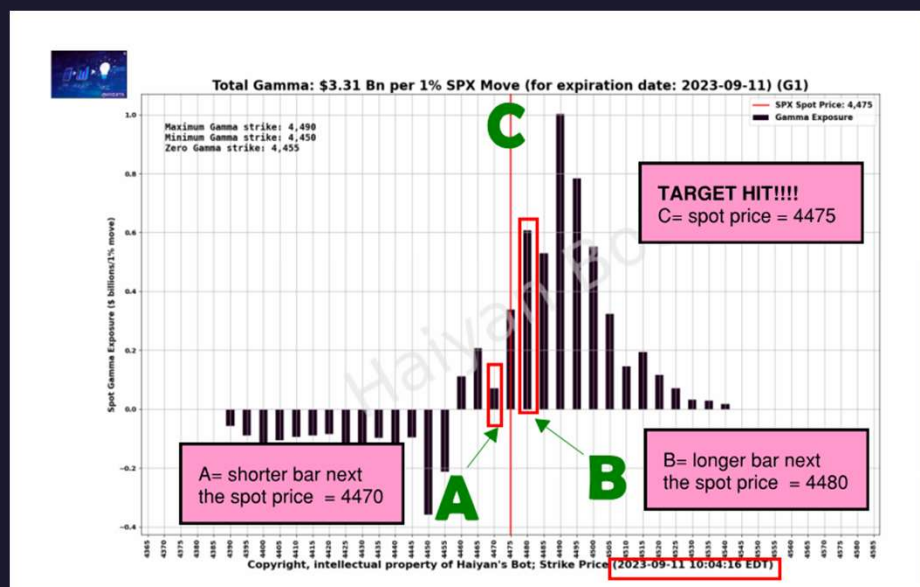
G1 - Gamma by OI Continued:

When the gamma hit its target, take profit or wait for next target. Sometimes it would pull back a little, but be patient and you can buy dip because it will hit the next target.

- Left chart: time: 9-11-23 10:04 EST – B is the longer bar – SPX Target - 4480
- Right chart: Time: 9-11-23 10:28 EST TARGET HIT – SPX =4480

当Gamma达到目标时，获利了结或等待下一个目标。有时它会回调一点，但要有耐心，你可以逢低买入，因为它会触及下一个目标

- 左图：时间：9-11-23 10:04 EST – B 是较长的柱 – SPX 目标 – 4480
- 右图：时间：9-11-23 10:28 EST 目标命中 – SPX =4480



NEW- SPX TARGET ALERT

This is the test version of the Gamma Text Alert.

- A. 9-15 09:32 SPOT = 4488.8 , First Target =4485

At 09:44 TARGET HIT !!!

(Take profit or wait for next Target)

Next Target : 4480

At 09:48 TARGET HIT !!!

no new target

- B. 9-15 10:52 SPOT = 4469.1, New Target =4465

2023-09-15 10:52: SPX target reset; new target = 4465★; spot = 4469.1
(this is strictly for information purpose, not investment advice) 2023-09-17_08:01:02

2023-09-15 11:00: SPX target 4465 hit; spot = 4462.4
(this is strictly for information purpose, not investment advice) 2023-09-17_08:01:08


2023-09-15 11:28: SPX target 4465 hit; spot = 4465.3
(this is strictly for information purpose, not investment advice) 2023-09-17_08:01:14

2023-09-15 11:36: SPX target 4465 hit; spot = 4464.7
(this is strictly for information purpose, not investment advice) 2023-09-17_08:01:20

2023-09-15 11:38: SPX target 4465 hit; spot = 4465.0
(this is strictly for information purpose, not investment advice) 2023-09-17_08:01:25

2023-09-15 13:04: SPX target 4465 hit; spot = 4464.4
(this is strictly for information purpose, not investment advice) 2023-09-17_08:01:31

2023-09-15 13:20: SPX target reset; new target = 4450★; spot = 4454.8
(this is strictly for information purpose, not investment advice) 2023-09-17_08:01:37

 **HaiyanBot** BOT Today at 7:00 AM

2023-09-15 09:32: SPX initial target of the day = 4485★; spot = 4488.8
(this is strictly for information purpose, not investment advice) 2023-09-17_08:00:21

2023-09-15 09:44: SPX target 4485 hit; spot = 4482.7
(this is strictly for information purpose, not investment advice) 2023-09-17_08:00:27

2023-09-15 09:48: SPX target 4480 hit; spot = 4479.5
(this is strictly for information purpose, not investment advice) 2023-09-17_08:00:32

2023-09-15 09:50: SPX target 4480 hit; spot = 4481.7
(this is strictly for information purpose, not investment advice) 2023-09-17_08:00:38

2023-09-15 09:58: SPX target 4480 hit; spot = 4478.4
(this is strictly for information purpose, not investment advice) 2023-09-17_08:00:44

2023-09-15 10:00: SPX target 4480 hit; spot = 4481.5
(this is strictly for information purpose, not investment advice) 2023-09-17_08:00:50

2023-09-15 10:12: SPX target 4480 hit; spot = 4479.9
(this is strictly for information purpose, not investment advice) 2023-09-17_08:00:56

2023-09-15 10:52: SPX target reset; new target = 4465★; spot = 4469.1
(this is strictly for information purpose, not investment advice) 2023-09-17_08:01:02

- B. 9-15 10:52 SPOT = 4469.1, New Target =4465

At 11:00 TARGET HIT !!!

(Take profit or wait for next Target)

no new target

- C. 9-15 13:20 SPOT = 4454.8, New Target =4450

Market closed at 4450.32

SPX TARGET ALERT

9-14-23

- A. 9-14 09:32 SPOT = 4486.2 , First Target = 4490

At 09:34 TARGET HIT !!!

(Take partial profit or wait for next Target)

no new target

- B. 9-14 10:20 SPOT = 4479.9, New Target = 4480

At 10:20 TARGET HIT !!!

(Take partial profit or wait for next Target)

Next Target : 4490

At 10:40 TARGET HIT !!!

(Take partial profit or wait for next Target)

Next Target : 4500

Market closed at 4505.1

2023-09-14 12:12: SPX target 4500 hit; ● spot = 4500.5
(this is strictly for information purpose, not investment advice) 2023-09-17_08:05:00
2023-09-14 15:06: SPX target reset; new target = 4510★; spot = 4511.1
(this is strictly for information purpose, not investment advice) 2023-09-17_08:05:06
2023-09-14 15:16: SPX target 4510 hit; ● spot = 4510.0
(this is strictly for information purpose, not investment advice) 2023-09-17_08:05:12

2023-09-14 09:32: SPX initial target of the day = 4490★; spot = 4486.2
(this is strictly for information purpose, not investment advice) 2023-09-17_08:03:19
2023-09-14 09:34: SPX target 4490 hit; ● spot = 4490.3 **A**
(this is strictly for information purpose, not investment advice) 2023-09-17_08:03:24
2023-09-14 09:36: SPX target 4490 hit; ● spot = 4489.4
(this is strictly for information purpose, not investment advice) 2023-09-17_08:03:29
2023-09-14 09:38: SPX target 4490 hit; ● spot = 4490.1
(this is strictly for information purpose, not investment advice) 2023-09-17_08:03:35
2023-09-14 09:40: SPX target 4490 hit; ● spot = 4489.2
(this is strictly for information purpose, not investment advice) 2023-09-17_08:03:41
2023-09-14 10:00: SPX target 4490 hit; ● spot = 4490.2
(this is strictly for information purpose, not investment advice) 2023-09-17_08:03:46
2023-09-14 10:02: SPX target 4490 hit; ● spot = 4487.2
(this is strictly for information purpose, not investment advice) 2023-09-17_08:03:52
2023-09-14 10:20: SPX target reset; new target = 4480★; spot = 4479.9
(this is strictly for information purpose, not investment advice) 2023-09-17_08:03:58
2023-09-14 10:22: SPX target 4480 hit; ● spot = 4482.2 **B**
(this is strictly for information purpose, not investment advice) 2023-09-17_08:04:04
2023-09-14 10:38: SPX target reset; new target = 4490★; spot = 4490.1
(this is strictly for information purpose, not investment advice) 2023-09-17_08:04:09
2023-09-14 10:40: SPX target 4490 hit; ● spot = 4489.0
(this is strictly for information purpose, not investment advice) 2023-09-17_08:04:15
2023-09-14 10:42: SPX target 4490 hit; ● spot = 4492.1
(this is strictly for information purpose, not investment advice) 2023-09-17_08:04:21
2023-09-14 11:14: SPX target reset; new target = 4500★; spot = 4500.1
(this is strictly for information purpose, not investment advice) 2023-09-17_08:04:26


NEW-SPX TARGET ALERT

9-13-23

At Hydata, we have designed the bot to take proper stop loss. The bot will auto stop and reset for a new target if there is a 10 pt difference.

When you see the bot reset, please take a caution that the market is a narrow range volatility.

Market closed at 4467.44

 **HaiyanBot** BOT Today at 7:08 AM

2023-09-13 09:32: SPX initial target of the day = 4475★; spot = 4471.6
(this is strictly for information purpose, not investment advice) 2023-09-17_08:07:55

2023-09-13 10:06: SPX target reset; new target = 4465★; spot = 4462.1
(this is strictly for information purpose, not investment advice) 2023-09-17_08:08:01

2023-09-13 10:18: SPX target reset; new target = 4450★; spot = 4453.8
(this is strictly for information purpose, not investment advice) 2023-09-17_08:08:06

2023-09-13 10:26: SPX target reset; new target = 4465★; spot = 4462.7
(this is strictly for information purpose, not investment advice) 2023-09-17_08:08:12

2023-09-13 10:32: SPX target 4465 hit; ● spot = 4467.1
(this is strictly for information purpose, not investment advice) 2023-09-17_08:08:17


2023-09-13 11:06: SPX target reset; new target = 4475★; spot = 4476.8
(this is strictly for information purpose, not investment advice) 2023-09-17_08:08:23

2023-09-13 11:18: SPX target 4475 hit; ● spot = 4474.4
(this is strictly for information purpose, not investment advice) 2023-09-17_08:08:28

2023-09-13 15:32: SPX target reset; new target = 4465★; spot = 4465.5
(this is strictly for information purpose, not investment advice) 2023-09-17_08:10:29

2023-09-13 15:36: SPX target 4465 hit; ● spot = 4464.3
(this is strictly for information purpose, not investment advice) 2023-09-17_08:10:34

2023-09-13 15:38: SPX target 4465 hit; ● spot = 4465.6
(this is strictly for information purpose, not investment advice) 2023-09-17_08:10:39



Thank You